



# PAINTED OR URETHANE - SAME PRICE!

PRICES EFFECTIVE  
APRIL 2024

## BARN



BN	Price	36 Months	48 Months	60 Months
8X12	\$2,835	\$131.25	\$111.44	\$105.00
10X12	\$3,780	\$175.00	\$148.58	\$140.00

## LOFTED BARN



LB	Price	36 Months	48 Months	60 Months
8X12	\$3,690	\$170.83	\$145.05	\$136.67
8X16	\$4,885	\$226.16	\$192.02	\$180.93
10X12	\$4,715	\$218.29	\$185.34	\$174.63
10X14	\$5,185	\$240.05	\$203.81	\$192.04
10X16	\$5,375	\$248.84	\$211.28	\$199.07
10X20	\$6,675	\$309.03	\$262.38	\$247.22
12X16	\$6,565	\$303.94	\$258.06	\$243.15
12X20	\$8,035	\$371.99	\$315.84	\$297.59
12X24	\$9,390	\$434.72	\$369.10	\$347.78
12X30	\$11,195	\$518.29	\$440.06	\$414.63
12X32	\$11,465	\$530.79	\$450.67	\$424.63

## GARAGE



G	Price	36 Months	48 Months	60 Months
12X20	\$7,905	\$365.97	\$310.73	\$292.78
12X24	\$9,565	\$442.82	\$375.98	\$354.26
12X30	\$11,375	\$526.62	\$447.13	\$421.30
12X32	\$11,765	\$544.68	\$462.46	\$435.74

## SIDE LOFTED BARN



SLB	Price	36 Months	48 Months	60 Months
8X12	\$3,890	\$180.09	\$152.91	\$144.07
8X16	\$5,085	\$235.42	\$199.88	\$188.33
10X12	\$4,915	\$227.55	\$193.20	\$182.04
10X14	\$5,385	\$249.31	\$211.67	\$199.44
10X16	\$5,575	\$258.10	\$219.14	\$206.48
10X20	\$6,875	\$318.29	\$270.24	\$254.63
12X16	\$6,765	\$313.19	\$265.92	\$250.56
12X20	\$8,235	\$381.25	\$323.70	\$305.00
12X24	\$9,590	\$443.98	\$376.97	\$355.19
12X30	\$11,395	\$527.55	\$447.92	\$422.04
12X32	\$11,665	\$540.05	\$458.53	\$432.04

\*12X24 & UP COMES STANDARD WITH DOUBLE FLOORS

## LOFTED BARN GARAGE



LGB	Price	36 Months	48 Months	60 Months
12X20	\$8,735	\$404.40	\$343.36	\$323.52
12X24	\$10,595	\$490.51	\$416.47	\$392.41
12X30	\$11,965	\$553.94	\$470.32	\$443.15
12X32	\$12,445	\$576.16	\$489.19	\$460.93

\*12X24 & UP COMES STANDARD WITH DOUBLE FLOORS

## COTTAGE SHED



CS	Price	36 Months	48 Months	60 Months
8X12	\$3,570	\$165.28	\$140.33	\$132.22
10X12	\$4,505	\$208.56	\$177.08	\$166.85
10X14	\$4,975	\$230.32	\$195.56	\$184.26
10X16	\$5,645	\$261.34	\$221.89	\$209.07
10X20	\$6,625	\$306.71	\$260.42	\$245.37
12X12	\$5,335	\$246.99	\$209.71	\$197.59
12X16	\$6,045	\$279.86	\$237.62	\$223.89
12X20	\$7,535	\$348.84	\$296.19	\$279.07
12X24	\$8,475	\$392.36	\$333.14	\$313.89
12X30	\$9,915	\$459.03	\$389.74	\$367.22
12X32	\$10,285	\$476.16	\$404.28	\$380.93

\* All 12' wide buildings are measured eve-to-eve. The inside wall-to-wall measurements are 11'2"

## CABIN



C	Price	36 Months	48 Months	60 Months
8X12	\$4,260	\$197.22	\$167.45	\$157.78
8X16	\$4,995	\$231.25	\$196.34	\$185.00
10X16	\$6,285	\$290.97	\$247.05	\$232.78
10X20	\$7,690	\$356.02	\$302.28	\$284.81
12X16	\$6,765	\$313.19	\$265.92	\$250.56
12X20	\$8,035	\$371.99	\$315.84	\$297.59
12X24	\$9,440	\$437.04	\$371.07	\$349.63
12X30	\$11,150	\$516.20	\$438.29	\$412.96
12X32	\$11,570	\$535.65	\$454.80	\$428.52

## LOFTED BARN CABIN



LBC	Price	36 Months	48 Months	60 Months
8X16	\$5,940	\$275.00	\$233.49	\$220.00
10X16	\$6,565	\$303.94	\$258.06	\$243.15
10X20	\$7,965	\$368.75	\$313.09	\$295.00
12X18	\$8,605	\$398.38	\$338.25	\$318.70
12X20	\$9,105	\$421.53	\$357.90	\$337.22
12X24	\$10,345	\$478.94	\$406.64	\$383.15
12X30	\$11,995	\$555.32	\$471.50	\$444.26
12X32	\$12,645	\$585.42	\$497.05	\$468.33

## SIDE LOFTED BARN CABIN



SLBC	Price	36 Months	48 Months	60 Months
10X20	\$8,475	\$392.36	\$333.14	\$313.89
12X20	\$9,365	\$433.56	\$368.12	\$346.85
12X24	\$10,875	\$503.47	\$427.48	\$402.78
12X30	\$12,675	\$586.81	\$498.23	\$469.44
12X32	\$13,185	\$610.42	\$518.28	\$488.33

## DELUXE SIDE CABIN



DSC	Price	36 Months	48 Months	60 Months
12X20	\$8,740	\$404.63	\$343.55	\$323.70
12X24	\$9,845	\$455.79	\$386.99	\$364.63
12X30	\$11,355	\$525.69	\$446.34	\$420.56
12X32	\$12,070	\$558.80	\$474.45	\$447.04

## SIDE UTILITY



SUTX	Price	36 Months	48 Months	60 Months
8X12	\$3,635	\$168.29	\$142.89	\$134.63
8X16	\$4,730	\$218.98	\$185.93	\$175.19
10X12	\$4,565	\$211.34	\$179.44	\$169.07
10X14	\$4,915	\$227.55	\$193.20	\$182.04
10X16	\$5,165	\$239.12	\$203.03	\$191.30
10X20	\$6,295	\$291.44	\$247.44	\$233.15
12X16	\$6,240	\$288.89	\$245.28	\$231.11
12X20	\$7,255	\$335.88	\$285.18	\$268.70
12X24	\$8,225	\$380.79	\$323.31	\$304.63
12X30	\$9,985	\$462.27	\$392.49	\$369.81
12X32	\$10,435	\$483.10	\$410.18	\$386.48

## DELUXE SIDE LOFTED BARN CABIN



DSLBC	Price	36 Months	48 Months	60 Months
12X20	\$10,355	\$479.40	\$407.04	\$383.52
12X24	\$11,395	\$527.55	\$447.92	\$422.04
12X30	\$13,155	\$609.03	\$517.10	\$487.22
12X32	\$13,735	\$635.88	\$539.90	\$508.70

## UTILITY (8 FT. WALLS)



UTX	Price	36 Months	48 Months	60 Months
8X12	\$3,435	\$159.03	\$135.02	\$127.22
8X16	\$4,530	\$209.72	\$178.07	\$167.78
10X12	\$4,365	\$202.08	\$171.58	\$161.67
10X14	\$4,715	\$218.29	\$185.34	\$174.63
10X16	\$4,965	\$229.86	\$195.17	\$183.89
10X20	\$6,095	\$282.18	\$239.58	\$225.74
12X16	\$6,040	\$279.63	\$237.42	\$223.70
12X20	\$7,055	\$326.62	\$277.32	\$261.30
12X24	\$8,025	\$371.53	\$315.45	\$297.22
12X30	\$9,785	\$453.01	\$384.63	\$362.41
12X32	\$10,235	\$473.84	\$402.32	\$379.07

## BACKYARD UTILITY



BYU	Price	36 Months	48 Months	60 Months
6X8	\$3,035	\$140.51	\$119.30	\$112.41
6X10	\$3,135	\$145.14	\$123.23	\$116.11
6X12	\$3,165	\$146.53	\$124.41	\$117.22

## GARDEN UTILITY



GUT	Price	36 Months	48 Months	60 Months
6X8	\$2,815	\$130.32	\$110.65	\$104.26
6X10	\$2,960	\$137.04	\$116.35	\$109.63
6X12	\$3,115	\$144.21	\$122.44	\$115.37

## DOG KENNEL



DK	Price	36 Months	48 Months	60 Months
8X12	\$6,065	\$280.79	\$238.40	\$224.63
8X16	\$7,075	\$327.55	\$278.11	\$262.04

**FREE DELIVERY & SETUP!**

See Back for details

\*ALL PRICES SUBJECT TO CHANGE WITHOUT NOTICE.



# IMPORTANT DELIVERY INFORMATION

## DELIVERY AND SPACE REQUIREMENTS - FLORIDA

Weather King Portable Buildings provides delivery of the buildings we sell. Delivery will go smoothly when proper arrangements are made in advance. Free delivery and set-up only include one (1) trip to the specified delivery location located within 50 odometer miles from the nearest Weather King Sales Center. Set-up includes leveling the portable building with treated wood blocks provided by the delivery driver. We recommend 4" x 16" x 16" solid concrete cap blocks to be available on site for the driver to use at the time of delivery. (4" x 8" x 16" solid concrete cap blocks can be used, but they should be set side-by-side to form a 16-inch square pad.) Buildings are set on skids at grade with "treated wood shims" used to level the building. Drivers will not set a building above six (6) inches from ground level without extra cost. Wood or four (4) inch solid concrete cap blocks above six (6) inches in height may require extra time and material which the Customer must agree to pay directly to the driver at the time of delivery.

The driver will level the building when it is delivered initially. If the building settles after being loaded with belongings, this is not a warranty issue. **If the driver is needed to return to re-level the building after thirty (30) days of the delivery date that will be the responsibility of the customer.**

Any State or local requirement for ground ties or anchoring is the responsibility of the Customer.

There must be enough space for not only the building but also the truck and trailer. There are some things to consider for delivery of your building. The truck and trailer that will be delivering your building may exceed 75 feet in length and when loaded with your building may exceed 15.6 feet in height. Low ranch gates may cause issues for the driver when entering the property. Low power lines, telephone lines or cable lines must be considered for the delivery of the building also. Adequate clearances require a minimum of four (4) feet from any other structure or property line on any side of the portable building and overhead clearance equal to the height of the portable building plus five (5) feet.

If another trip is necessary to make delivery, the Customer will bear the entire cost of the subsequent delivery negotiated between the Customer and the Transportation Company. If the delivery is more than 50 odometer miles from the closest Weather King Sales Center, the customer hereby acknowledges responsibility to pay the delivery driver \$3.00 per mile - one way - for every additional odometer mile beyond the first 50 miles. Customer agrees to pay any additional delivery charge prior to the driver unloading the building.

Delivery personnel are not responsible for the trimming of trees, clearing brush or stumps or the removal of fences and gates or any other obstructions at the delivery site. Drivers are not responsible for moving or digging dirt at the delivery site. Please use conservative judgement when considering ditches and/or tight access routes/turns on rural access roads.




### ASK DEALER FOR ADDITIONAL OPTIONS




36" Left Hand In Swing Door  
**\$500**



8' or 9' Roll-up Garage Door  
**\$650**




Octagon Gable Windows  
**\$200**



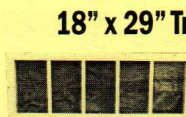
2'x3' Double Pane Window  
**\$200**



36" 11-Lite Right Hand In Swing Door  
**\$550**



48" Wooden Door  
**\$150**




18" x 29" Transom Windows  
**\$150**




3'x3' Double Pane Window  
**\$250**



11-Lite In-Swing French Doors (set)  
**\$750**



72" Pair of Wooden Doors  
**\$300**



Shutters (set)  
**\$75**



18"x24" Gable Window  
**\$200**

Shelving Available for approximately **\$18** per linear foot

**FREE DELIVERY & FREE SETUP!**  
\*Within a 50 mile radius of dealer



**BUY OR RENT TO OWN! NO CREDIT CHECK!**

\*\*NOT AVAILABLE IN ALL AREAS. CHECK WITH DEALER!!

[www.weatherking.biz](http://www.weatherking.biz)

© COPYRIGHT 2016 WEATHER KING PORTABLE BUILDINGS. FLORIDA