




# PAINTED OR URETHANE - SAME PRICE!

PRICES EFFECTIVE APRIL 2022



## BARN

BN	PRICE	RTO PRICE
8X12	\$3,345	\$154.86
10X12	\$4,105	\$190.05



## SIDE LOFTED BARN

SLB	PRICE	RTO PRICE
8X12	\$4,230	\$195.83
8X16	\$5,530	\$256.02
10X12	\$5,345	\$247.45
10X14	\$5,855	\$271.06
10X16	\$6,060	\$280.56
10X20	\$7,475	\$346.06
12X16	\$7,355	\$340.51
12X20	\$8,950	\$414.35
12X24	\$10,425	\$482.64
12X30	\$12,390	\$573.61
12X32	\$12,680	\$587.04



## CABIN

C	PRICE	RTO PRICE
8X12	\$4,630	\$214.35
8X16	\$5,430	\$251.39
10X16	\$6,830	\$316.20
10X20	\$8,355	\$386.81
12X16	\$7,355	\$340.51
12X20	\$8,730	\$404.17
12X24	\$10,260	\$475.00
12X30	\$12,120	\$561.11
12X32	\$12,575	\$582.18



## DELUXE SIDE CABIN

DSC	PRICE	RTO PRICE
12X20	\$9,500	\$439.81
12X24	\$10,705	\$495.60
12X30	\$12,345	\$571.53
12X32	\$13,120	\$607.41



## LOFTED BARN

LB	PRICE	RTO PRICE
8X12	\$4,010	\$185.65
8X16	\$5,310	\$245.83
10X12	\$5,125	\$237.27
10X14	\$5,635	\$260.88
10X16	\$5,840	\$270.37
10X20	\$7,255	\$335.88
12X16	\$7,135	\$330.32
12X20	\$8,730	\$404.17
12X24	\$10,205	\$472.45
12X30	\$12,170	\$563.43
12X32	\$12,460	\$576.85



## LOFTED BARN CABIN

LBC	PRICE	RTO PRICE
8X16	\$6,455	\$298.84
10X16	\$7,135	\$330.32
10X20	\$8,655	\$400.69
12X18	\$9,350	\$432.87
12X20	\$9,895	\$458.10
12X24	\$11,250	\$520.83
12X30	\$13,035	\$603.47
12X32	\$13,740	\$636.11



## SIDE LOFTED BARN CABIN

SLBC	PRICE	RTO PRICE
10X20	\$9,210	\$426.39
12X20	\$10,175	\$471.06
12X24	\$11,820	\$547.22
12X30	\$13,775	\$637.73
12X32	\$14,335	\$663.66

• All 12' wide buildings are measured eve-to-eve. The inside wall-to-wall measurements are 11'2"



## GARAGE

G	PRICE	RTO PRICE
12X20	\$8,590	\$397.69
12X24	\$10,395	\$481.25
12X30	\$12,360	\$572.22
12X32	\$12,790	\$592.13

\*12X24 & UP COMES STANDARD WITH DOUBLE FLOORS



## LOFTED BARN GARAGE

LBG	PRICE	RTO PRICE
12X20	\$9,490	\$439.35
12X24	\$11,515	\$533.10
12X30	\$13,005	\$602.08
12X32	\$13,525	\$626.16

\*12X24 & UP COMES STANDARD WITH DOUBLE FLOORS



## COTTAGE SHED

CS	PRICE	RTO PRICE
8X12	\$3,880	\$179.63
10X12	\$4,895	\$226.62
10X14	\$5,410	\$250.46
10X16	\$6,135	\$284.03
10X20	\$7,205	\$333.56
12X12	\$5,795	\$268.29
12X16	\$6,575	\$304.40
12X20	\$8,190	\$379.17
12X24	\$9,215	\$426.62
12X30	\$10,775	\$498.84
12X32	\$11,175	\$517.36



## DELUXE SIDE LOFTED BARN CABIN

DSLBC	PRICE	RTO PRICE
12X20	\$11,260	\$521.30
12X24	\$12,385	\$573.38
12X30	\$14,295	\$661.81
12X32	\$14,925	\$690.97



## UTILITY (8 FT. WALLS)

UTX	PRICE	RTO PRICE
8X12	\$3,735	\$172.92
8X16	\$4,925	\$228.01
10X12	\$4,740	\$219.44
10X14	\$5,125	\$237.27
10X16	\$5,395	\$249.77
10X20	\$6,630	\$306.94
12X16	\$6,565	\$303.94
12X20	\$7,665	\$354.86
12X24	\$8,720	\$403.70
12X30	\$10,635	\$492.36
12X32	\$11,120	\$514.81



## SIDE UTILITY

SUTX	PRICE	RTO PRICE
8X12	\$3,955	\$183.10
8X16	\$5,145	\$238.19
10X12	\$4,960	\$229.63
10X14	\$5,345	\$247.45
10X16	\$5,615	\$259.95
10X20	\$6,850	\$317.13
12X16	\$6,785	\$314.12
12X20	\$7,885	\$365.05
12X24	\$8,940	\$413.89
12X30	\$10,855	\$502.55
12X32	\$11,340	\$525.00



## BACKYARD UTILITY

BYU	PRICE	RTO PRICE
6X8	\$3,300	\$152.78
6X10	\$3,405	\$157.64
6X12	\$3,435	\$159.03

## GARDEN UTILITY



GUT	PRICE	RTO PRICE
6X8	\$3,055	\$141.44
6X10	\$3,215	\$148.84
6X12	\$3,385	\$156.71



## DOG KENNEL


DK	PRICE	RTO PRICE
8X12	\$6,595	\$305.32
8X16	\$7,695	\$356.25

\*\*NOT AVAILABLE IN ALL AREAS. CHECK WITH DEALER!!

# FREE DELIVERY & FREE SETUP!

\*Within a 50 mile radius of dealer

\*ALL PRICES SUBJECT TO CHANGE WITHOUT NOTICE.



# BUY OR RENT TO OWN! NO CREDIT CHECK!

www.weatherking.biz

© COPYRIGHT 2016 WEATHER KING PORTABLE BUILDINGS. FLORIDA



# IMPORTANT DELIVERY INFORMATION

## DELIVERY AND SPACE REQUIREMENTS - FLORIDA

Weather King Portable Buildings provides delivery of the buildings we sell. Delivery will go smoothly when proper arrangements are made in advance. Free delivery and set-up only include one (1) trip to the specified delivery location located within 50 odometer miles from the nearest Weather King Sales Center. Set-up includes leveling the portable building with treated wood blocks provided by the delivery driver. We recommend 4" x 16" x 16" solid concrete cap blocks to be available on site for the driver to use at the time of delivery. (4" x 8" x 16" solid concrete cap blocks can be used, but they should be set side-by-side to form a 16-inch square pad.) Buildings are set on skids at grade with "treated wood shims" used to level the building. Drivers will not set a building above six (6) inches from ground level without extra cost. Wood or four (4) inch solid concrete cap blocks above six (6) inches in height may require extra time and material which the Customer must agree to pay directly to the driver at the time of delivery.

The driver will level the building when it is delivered initially. If the building settles after being loaded with belongings, this is not a warranty issue. **If the driver is needed to return to re-level the building after thirty (30) days of the delivery date that will be the responsibility of the customer.**

Any State or local requirement for ground ties or anchoring is the responsibility of the Customer.

There must be enough space for not only the building but also the truck and trailer. There are some things to consider for delivery of your building. The truck and trailer that will be delivering your building may exceed 75 feet in length and when loaded with your building may exceed 15.6 feet in height. Low ranch gates may cause issues for the driver when entering the property. Low power lines, telephone lines or cable lines must be considered for the delivery of the building also. Adequate clearances require a minimum of four (4) feet from any other structure or property line on any side of the portable building and overhead clearance equal to the height of the portable building plus five (5) feet.

If another trip is necessary to make delivery, the Customer will bear the entire cost of the subsequent delivery negotiated between the Customer and the Transportation Company. If the delivery is more than 50 odometer miles from the closest Weather King Sales Center, the customer hereby acknowledges responsibility to pay the delivery driver \$3.00 per mile - one way - for every additional odometer mile beyond the first 50 miles. Customer agrees to pay any additional delivery charge prior to the driver unloading the building.

Delivery personnel are not responsible for the trimming of trees, clearing brush or stumps or the removal of fences and gates or any other obstructions at the delivery site. Drivers are not responsible for moving or digging dirt at the delivery site. Please use conservative judgement when considering ditches and/or tight access routes/turns on rural access roads.



### ASK DEALER FOR ADDITIONAL OPTIONS




36" Left Hand  
In Swing Door  
**\$300**




6' Roll-up Garage Door - \$625

8' or 9' Roll-up  
Garage Door

**\$650**




Octagon  
Gable Windows  
**\$100**




2'x3' Single  
Pane Window  
**\$100**




36" 11-Lite Right  
Hand In Swing Door  
**\$400**



48" Wooden Door  
**\$150**




18" x 29" Transom Windows  
**\$100**



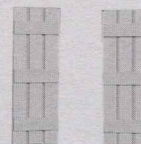
3'x3' Single  
Pane Window  
**\$125**



11-Lite In-Swing  
French Doors (set)  
**\$750**



72" Pair of  
Wooden Doors  
**\$300**



Shutters (set)  
**\$75**



18"x24"  
Gable Window  
**\$100**

Shelving Available  
for approximately **\$18** per linear  
foot